

## Let's Make Musical Instruments!

### STEAM Project for Music Class

Mark your due date: \_\_\_\_\_

#### 1. Look for materials you already have at home to make an instrument.

For example:

- oatmeal box or other box
- empty tissue box
- water bottles or soda cans
- beans, rice or popcorn
- jar and lid, spoons
- cardboard, dry erase board
- other types of containers
  - bowl
  - laundry detergent
  - Tupperware
- balloons, rubber bands
- chopsticks, straws
- empty paper towel or toilet roll


#### 2. Questions to ask:

- What homemade instruments have other people created?
- What instrument can I make from the materials at my house?
- What will make a good musical sound? What are ways to create that sound?
- Will my materials be strong enough to play the instrument several times?
- Do I need help from a parent or adult?
- What haven't I thought of yet?



#### 3. Plan your project:

- Draw a picture of your design.
- Keep a journal about your plans, what worked, what didn't work.
- Write about your engineering and design process.  
Use complete sentences.
- Find additional items you need, like scissors, tape & glue.



**4. Decorate your instrument with paint, color crayons, paper or markers.**

You may decide to decorate the parts before building. That is up to you!

**5. Revise and improve on your instrument.**

Listen to the sound. Is it good? Can the instrument make a better sound?

**6. Take photos of your instrument for your portfolio.**

Do that before too long in case anything happens to it.

**7. Bring your instrument to Music Class on the due date we set. You will be called on to:**

- a. read the engineering/design summary you wrote
- b. show the instrument
- c. play it

**Here are some ideas from YouTube, but be free to use your own ideas!**

**washboard**

[youtube.com/watch?t=187&v=OvyD-esr4Ms](https://youtube.com/watch?t=187&v=OvyD-esr4Ms)

**musical spoons**

[youtube.com/watch?v=OvyD-esr4Ms](https://youtube.com/watch?v=OvyD-esr4Ms)

**glass xylophone**

[youtube.com/watch?v=D-mRZUa9NO4](https://youtube.com/watch?v=D-mRZUa9NO4)

**harmonica**



[youtube.com/watch?v=EI5BJd3xWPk](https://youtube.com/watch?v=EI5BJd3xWPk)

**spike lute**

[youtube.com/watch?v=hLibeH7LJ1s](https://youtube.com/watch?v=hLibeH7LJ1s)

**panpipes**

[youtube.com/watch?v=2c3ZEjjSsVU](https://youtube.com/watch?v=2c3ZEjjSsVU)



**tambourine**

[youtube.com/watch?v=oos4Qjl5q-E](https://youtube.com/watch?v=oos4Qjl5q-E)

**maracas**

[youtu.be/UWA1NAaRxhw?t=7](https://youtu.be/UWA1NAaRxhw?t=7)

**castanets**

[youtu.be/UWA1NAaRxhw?t=45](https://youtu.be/UWA1NAaRxhw?t=45)

**shaker**

[youtu.be/UWA1NAaRxhw?t=102](https://youtu.be/UWA1NAaRxhw?t=102)

**drum**

[youtu.be/UWA1NAaRxhw?t=217](https://youtu.be/UWA1NAaRxhw?t=217)

**boomwhackers**

[youtu.be/lxVc9NgXEHW](https://youtu.be/lxVc9NgXEHW)